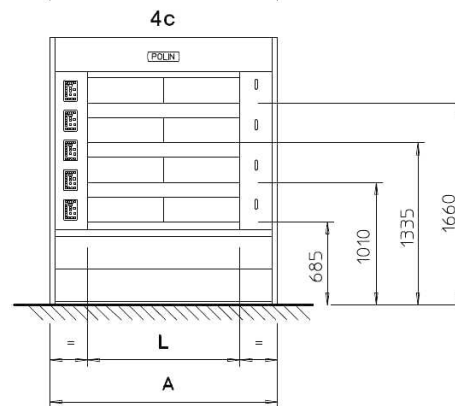
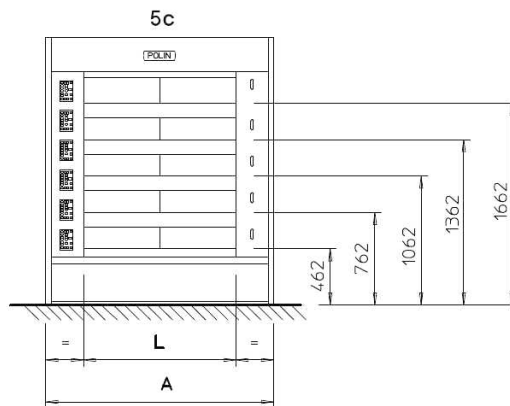
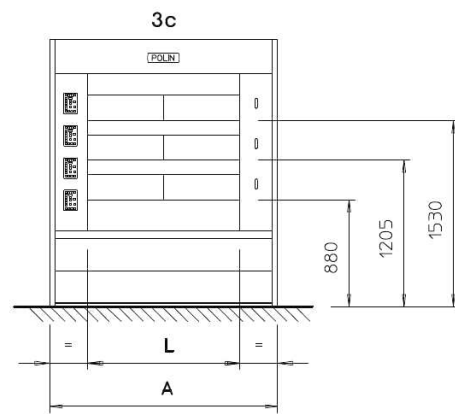
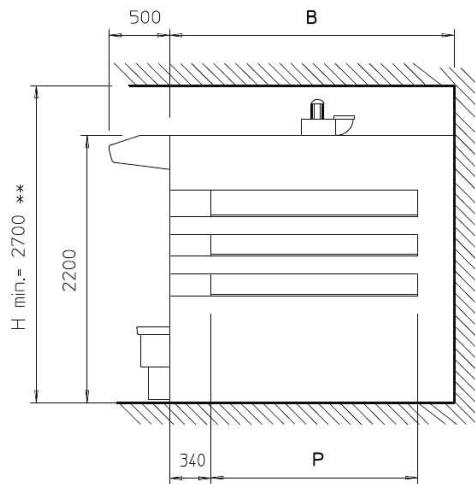


ELETTRODRAGO AVANT



- Front with "AVANT" type design
- Totally independent chambers
- Ceramic electric elements
- Steamer for each chamber with timed electrovalve
- Hood with one speed exhaust fan
- Removable hood grid in stainless steel
- "DIGIT 01/E" digital keyboard for each deck with special functions for controlling and energy saving
- Power distributor included
- Automatic adjustment of front temperature
- Baking plates in "armored concrete"
- Electric board accessible from the front for easy maintenance
- Anticorrosion kit (i.e. steam generators heads and connecting pipes)
- Doors with low emission dismountable glass
- 2 lights for each chamber (ovens width 84 excluded) easy to replace
- Automatic start daily and weekly included in the first digital keyboard

Power inlet	220/3N~/60
Water inlet	Diameter 1/2"
Steamer drain	Diameter 1"
Steam exhaust output	Diameter 250 mm



	Chambers	Useful dimension chambers		Overall dimensions		Installed power			
		Width	Depth	Width	Depth	Electric system calculator	With computer-economizer	With computer economizer for bakery manag.	Super power with steamers for electric system calc.
	n°	L mm	P mm	A mm	B mm	kW	kW	kW	kW
3,2/84x126-3	3	840	1260	1475	1900	22,5	17,0	8,5	34,8
4,2/84x126-4	4	840	1260	1475	1900	30,0	22,0	12,0	46,2
5,3/84x126-5	5	840	1260	1475	1900	37,0	30,5	20,0	57,6
4,3/84x170-3	3	840	1700	1475	2340	27,5	21,0	11,0	43,5
5,7 / 84x170-4	4	840	1700	1475	2340	36,5	27,5	15,0	57,6
7,1 / 84x170-5	5	840	1700	1475	2340	45,5	37,0	23,5	71,7
5,4 / 84x214-3	3	840	2140	1475	2780	33,0	25,5	13,0	54,0
7,2 / 84x214-4	4	840	2140	1475	2780	43,5	33,0	17,0	71,6
9,0 / 84x214-5	5	840	2140	1475	2780	54,0	44,0	28,0	89,1
6,5 / 84x258-3	3	840	2580	1475	3220	38,0	30,5	15,0	64,4
8,7 / 84x258-4	4	840	2580	1475	3220	50,5	38,0	20,0	85,5
10,8 / 84x258-5	5	840	2580	1475	3220	63,0	51,0	32,5	106,5

	Chambers	Useful dimension chambers		Overall dimensions		Installed power			
		Width	Depth	Width	Depth	Electric system calculator	With computer-economizer	With computer economizer for bakery manag.	Super power with steamers for electric system calc.
	n°	L mm	P mm	A mm	B mm	kW	kW	kW	kW
4,7/124x170-3	3	1240	1260	1875	1900	26	20	11	40,7
6,2/124x170-4	4	1240	1260	1875	1900	34,4	26	15	54
7,8/124x170-5	5	1240	1260	1875	1900	42,8	34,5	24	67,3
6,3/124x170-3	3	1240	1700	1875	2340	31,5	24	14	50,7
8,4/124x170-4	4	1240	1700	1875	2340	42	31,5	18	67,2
10,5/124x170-5	5	1240	1700	1875	2340	52	42	270	83,7
8,0/124x214-4	3	1240	2140	1875	2780	38	30,5	18	63,3
10,6/124x214-4	4	1240	2140	1875	2780	50,5	38	23	84
13,3/124x214-5	5	1240	2140	1875	2780	63	51	32	104,7
9,6/124x258-3	3	1240	2580	1875	3220	44,5	36,5	21	75,9
12,8/124x258-4	4	1240	2580	1875	3220	58,5	44	28	100,8
16,0/124x258-5	5	1240	2580	1875	3220	73,5	59	37,5	125,7
8,0/156x170-3	3	1560	1700	2195	2340	36,5	29,0	18,0	59,7
10,6/156x170-4	4	1560	1700	2195	2340	48,5	36,5	22,0	79,2
13,3/156x170-5	5	1560	1700	2195	2340	60,5	49,0	31,0	98,7
10,0/156x214-3	3	1560	2140	2195	2780	44,5	36,5	21,0	75,0
13,5/156x214-4	4	1560	2140	2195	2780	58,5	44,0	28,0	99,6
16,7/156x214-5	5	1560	2140	2195	2780	73,0	59,0	38,5	124,2
12,0/156x258-3	3	1560	2580	2195	3220	52,0	44,0	25,0	90,3
16,0/156x258-4	4	1560	2580	2195	3220	69,0	52,0	33,0	120,0
20,1/156x258-5	5	1560	2580	2195	3220	86,0	69,5	44,0	149,7
9,4/186x170-3	3	1860	1700	2500	2340	38,5	30,5	20,0	62,7
12,5/186x170-4	4	1860	1700	2500	2340	50,5	38,0	25,0	83,2
15,8/186x170-5	5	1860	1700	2500	2340	63,0	51,0	32,5	103,7
12,0/186x214-4	3	1860	2140	2500	2780	46,5	38,5	24,0	78,9
16,0/186x214-4	4	1860	2140	2500	2780	61,5	46,5	33,0	104,8
19,9/186x214-5	5	1860	2140	2500	2780	77,0	62,0	39,0	130,7
14,0/186x258-3	3	1860	2580	2500	3220	54,5	47,0	29,0	95,1
19,0/186x258-4	4	1860	2580	2500	3220	72,5	54,5	39,0	126,4
24,0/186x258-5	5	1860	2580	2500	3220	90,0	73,0	46,0	157,7

	Chambers	Useful dimension chambers		Overall dimensions		Installed power			
		Width	Depth	Width	Depth	Electric system calculator	With computer-economizer	With computer economizer for bakery manag.	Super power with steamers for electric system calc.
	n°	L mm	P mm	A mm	B mm	kW	kW	kW	kW
11,9/234x170-3	3	2340	1700	2980	2340	45,5	38,0	24,0	79,5
15,9/234x170-4	4	2340	1700	2980	2340	60,5	45,5	32,0	100,8
19,9/234x170-5	5	2340	1700	2980	2340	75,5	59,5	40,0	125,7
15,0/234x214-4	3	2340	2140	2980	2780	55,5	48,0	28,0	96,0
20,0/234x214-4	4	2340	2140	2980	2780	74,0	55,5	39,0	127,7
25,1/234x214-5	5	2340	2140	2980	2780	92,0	74,0	48,0	159,3
18,1/234x258-3	3	2340	2580	2980	3220	65,5	58,0	33,0	116,2
24,1/234x258-4	4	2340	2580	2980	3220	87,5	65,5	45,0	154,5
30,2/234x258-5	5	2340	2580	2980	3220	109,0	87,0	56,0	193,0
12,6/248x170-3	3	2480	1700	3125	2340	46,6	39,0	25,0	77,7
16,8/248x170-4	4	2480	1700	3125	2340	61,8	46,5	32,0	103,2
21,0/248x170-5	5	2480	1700	3125	2340	77,0	61,5	41,0	128,7
16,0/248x214-4	3	2480	2140	3125	2780	56,9	49,5	29,0	98,4
21,2/248x214-4	4	2480	2140	3125	2780	75,6	57,0	39,0	130,8
26,5/248x214-5	5	2480	2140	3125	2780	94,3	75,5	49,0	163,2
19,2/248x258-3	3	2480	2580	3125	3220	67,3	59,5	34,0	119,1
25,6/248x258-4	4	2480	2580	3125	3220	89,4	67,0	46,0	158,4
32,0/248x258-5	5	2480	2580	3125	3220	111,5	89,5	57,0	197,7