


CONVE_464_TS

FOUR-TRAY, FULL-SIZE COMBI OVEN, 1PH/3PH
WITH TOUCH SCREEN AND DIAL CONTROLS



FEATURES

- (4) 18" x26" tray capacity with 3 5/32" pitch
- (8) GN 1/1 (hotel/12"x20") tray capacity side-by-side (on grids)
- (8) Half-size (13"x18") tray capacity side-by-side (on grids)
- Two-year parts & labor warranty *INCLUDED*
- Wi-Fi connectivity *INCLUDED*
- Electrical cord and plug *INCLUDED*
- Installation kit *INCLUDED*
- (2) 18" x 26" stainless-steel grids *INCLUDED*
- Integrated automatic wash system *INCLUDED*
- Removable multi-point core probe *INCLUDED*
- Temperature range 86°F to 518°F
- Bi-directional fan
- 500 multi-step program capacity
- Pre-installed/customizable programs
- AISI 304 stainless-steel cooking chamber
- Standard door is left-opening (hinged-right)
- Door rests at 60°, 90°, 120°, 180°
- Stackable with CONVE_1064TS, CONVE_664TS or CONVE_464TS Adjustable feet
- Extended warranty options available

Conforms to the following standards:

- Standard safety UL 197-2014
- Sanitation NSF / ANSI 4-2014
- Sanitation NSF / ANSI 170-2010
- Sanitation NSF / ANSI 51-2012
- CSAC 22.2 No. 109-M1981
- IEC standard 60529: IPX5



CONVE_464TS

DIMENSIONS NET AS SHIPPED

	NET	AS SHIPPED
Width	33.465 in	36 in
Depth	40.790 in	43 in
Height	29.330 in	36 in
Weight	207.0 lb	254 lb

UTILITY CONNECTIONS

All utility connections should be within three feet of the centerline of the back of the oven when installed.

Water supply: 1/2" cold-water supply (max 86°F) with supplied 3/4" NPT or 3/4" GH/NHR connection.

Water pressure: Max supply pressure before regulator: 125psi. Pressure at oven water inlet: 15-30 psi (install kit contains one 30psi regulator).

Drain size should be a minimum of 1" diameter and either a cup or floor drain with an 1" air gap.

ELECTRICAL

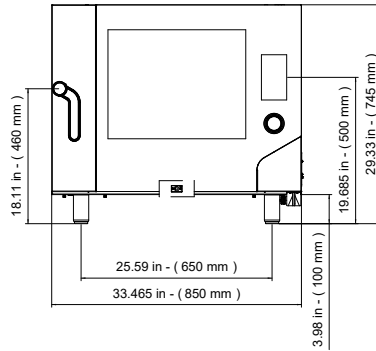
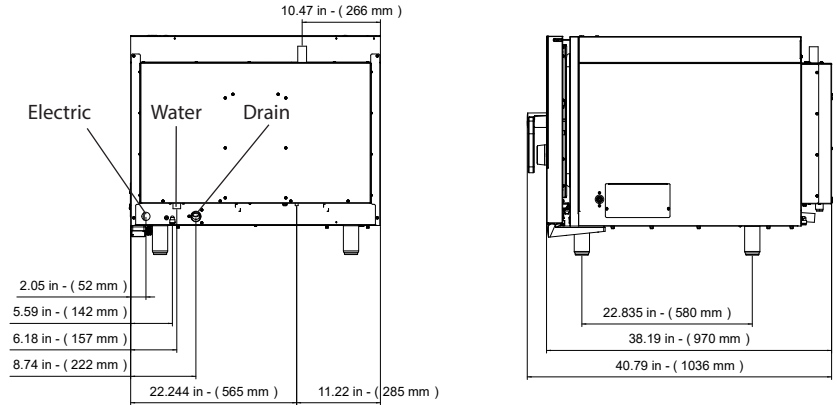
Power:	7.9-9.1kW	
Frequency:	60 Hz	
Voltage (V):	AC 208/240v	<u>3-phase</u> <u>1-phase</u>
L1:	23 amps	38 amps
L2:	23 amps	38 amps
L3:	23 amps	N/A
Cable:	(supplied) 10/4 SOOW	8/3 SOOW
NEMA Plug:	(supplied) 15-30P	6-50P
Breaker size: (recommended)	30A	50A

WATER QUALITY SPECIFICATIONS

Free Chlorine:	< 0.1	ppm
Hardness:	30-70	ppm
Chloride:	< 30	ppm
Total Dissolved Solids:	50-125	ppm
Silica:	< 12	ppm
pH:	7.0 - 8.5	
Chloramine:	< 0.1	ppm
Alkalinity:	< 150	ppm (CaCO ₃)

AVAILABLE OPTIONS AND ACCESSORIES

- Table - standard height
- Floor stand / table for stacked ovens
- Proofer / holding cabinet
- Kit for mounting or stacking ovens
- Kit for overlapping tables
- Mounting kit with lateral supports
- Set of four (2 with brake) casters
- 18" x 26" stainless-steel grid
- Sous-vide cooking probe
- Detergent with rinse aid
- Spray kit with support and tube



* Oven must be installed a minimum of 19.7" (500 mm) from any significant source of heat and/or grease (for example: fryers, burners, kettles, open flames, etc.)

Other surfaces must maintain a minimum of 3.94" (100mm) clearance.

We are not responsible for damage to the oven caused by any external heat source.

